

FORKLIFTS
AUSTRALIA



UN FORKLIFT

N Series Rough Terrain Forklift

4WD Rough Terrain Forklifts





UN FORKLIFT

N
series



4WD SERIES 2.5T

3m Duplex Mast, Pneumatic Tyres



4WD SERIES 3.5T

3m Duplex Mast, Pneumatic Tyres

ADDITIONAL OPTIONS AVAILABLE:

Triplex Mast, Solid and Non-marking Tyres, Fork Positioner

Market leading engines ensure superior performance, durability and excellent fuel efficiency. All diesel forklifts have Mitsubishi or Isuzu engines. The LPG and gasoline forklifts utilise Nissan engines.

ISUZU





THE FORKLIFTS AUSTRALIA DIFFERENCE

Forklifts Australia is committed to delivering professional industry advice, quality equipment and outstanding service.

They are the exclusive distributor of UN Forklifts, offering a full range of LPG, Diesel and Rough Terrain forklifts to suit a range of applications. UN Forklifts are one of the largest and most experienced material handling equipment manufacturers in the world that offer advanced technology and robust machinery.

Forklifts Australia also offers equipment from other market-leading brands including Royal, Merlo, JLG, Genie, Manitou and Yale.

Not only can we provide market leading forklifts but we can also provide quality servicing and repairs throughout Australia. Our expert team of 24 / 7 mobile service technicians can service and repair an extensive range of forklifts, including LPG, Diesel and electric forklifts giving you peace of mind that you'll be back on site soon.

Forklifts Australia is the leading supplier of forklifts in the Australian market, and has been in operation for over 10 years. We pride ourselves on offering superior customer service and are located across Australia with branches in Perth, Sydney, Melbourne, Adelaide, Darwin and Brisbane.

PERFECT FOR THESE INDUSTRIES



Freight



Store
Distribution



Manufacturing



Farming &
Landscape



Packing



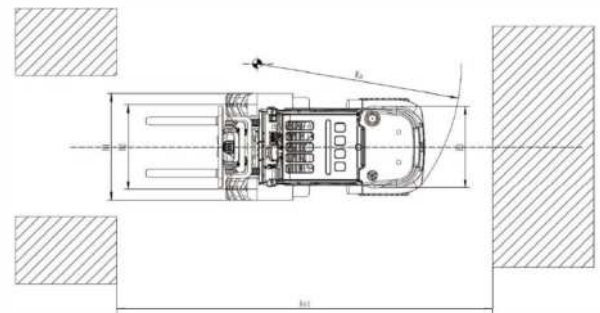
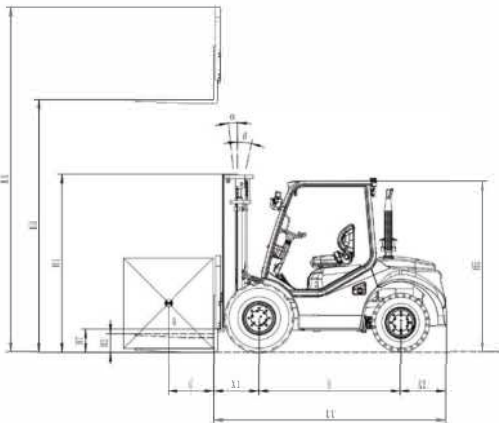
Third Party
Logistics



N Series 4WD Rough Terrain Forklift

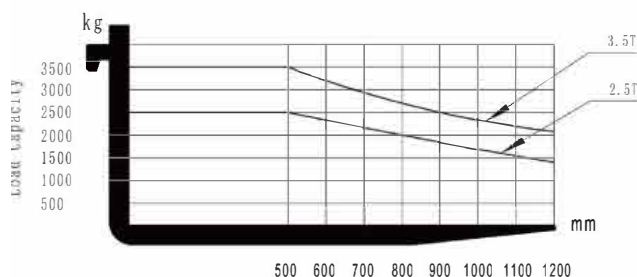
Capacity 2,500 to 3,500kg

UN's newly designed 4WD rough terrain forklifts with compact design and powerful off-road capability makes them ideal for tough applications, such as construction, forestry, mining, agriculture and other industries with different ground conditions and weather conditions. With mature and reliable transmission and axle technology, UN rough terrain forklifts allows customers to handle the loads with precision, safety and greater comfort. It will increase your productivity and become a reliable Forklift partner.



4WD

SUBTRACT 200kg WITH SIDESHIFTER



**Load Center
Load Curve**

4WD ROUGH TERRAIN FORKLIFT

MAIN SPECIFICATIONS

		UN FORKLIFT										
General	1	Manufacturer										
	2	Model	FD25T-DNJM1	FD30T-DNJM1	FD35T-DNJM1	FD25T-DNJE1	FD30T-DNJE1	FD35T-DNJE1	FD25T-DNJS1	FD30T-DNJS1	FD35T-DNJS1	
	3	Power Type	Diesel									
	4	Rated Load Capacity	Q (kg)	2500	3000	3500	2500	3000	3500	2500	3000	3500
	5	Load Centre	C (mm)	500								
Characteristic & Dimension	6	Rated Lift Height	H3 (mm)	3000								
	7	Free Lift Height	H2 (mm)	160	165	160	165	160	165			
	8	Fork Size (LxWxT)	mm	1070x122x45	1070x125x50	1070x122x45	1070x125x50	1070x122x45	1070x125x50			
	9	Mast Tilt Angle (F/R, α° / β°)	deg	10°/12°								
	10	Fork Overhang (Wheel Center to Fork Face)	x1 (mm)	585	605	585	605	585	605			
	11	Rear Overhang	x2 (mm)	615								
	12	Ground Clearance (Bottom of Mast)	H7 (mm)	275								
	13	Length to Face of Fork (Without Fork)	L1 (mm)	3080	3100	3080	3100	3080	3100			
	14	Overall Width	B1 (mm)	1600								
	15	Mast Lowered Height	H1 (mm)	2215	2330	2215	2330	2215	2330			
	16	Mast Extended Height (With Backrest)	H4 (mm)	4122	4305	4122	4305	4122	4305			
	17	Overhead Guard Height	H5 (mm)	2256	2276	2256	2276	2256	2276			
	18	Turning Radius (Outside)	Wa (mm)	3150								
	19	Min. Aisle Width for Pallets	Ast (mm)	4735	4750	4735	4750	4735	4750			
Performance	20	Travel Speed (Laden/Unladen)	km/h	17/18								
	21	Lifting Speed (Laden/Unladen)	mm/sec	560/600	520/560	470/500	600/650	530/560	480/510	600/650	530/560	480/510
	22	Lowering Speed (Laden/Unladen)	mm/sec	No Load ≥ 300 Full load ≤ 600								
	23	Max. Drawbar Pull (Laden)	KN	38								
	24	Max. Gradeability (Laden)	%	50	45	50	45	50	45			
Chassis	25	Tyre (Front x 2)	mm	12-16.5-12PR	14-17.5-14PR	12-16.5-12PR	14-17.5-14PR	12-16.5-12PR	14-17.5-14PR			
	26	Tyre (Rear x 2)	mm	10.0/75-15.3								
	27	Front Tread	B2 (mm)	1250								
	28	Rear Tread	B3 (mm)	1190								
	29	Wheelbase	Y (mm)	1880								
Weight	30	Total Weight	kg	4820	5300	5450	4820	5300	5450	4820	5300	5450
	31	Front Axle Weight Distribution (Full Load)	kg	6592	7265	7764	6592	7265	7764	6592	7265	7764
	32	Rear Axle Weight Distribution (Full Load)	kg	728	1035	1186	728	1035	1186	728	1035	1186
	33	Front Axle Weight Distribution (No Load)	kg	2165	2390	2430	2165	2390	2430	2165	2390	2430
	34	Rear Axle Weight Distribution (No Load)	kg	2655	2910	3020	2655	2910	3020	2655	2910	3020
Power & Transmission	35	Battery	V/Ah	12/90								
	36	Engine Model		S4S			4TNE98			D24 (EU Stage V)		
	37	Engine Manufacturer		MITSUBISHI			YANMAR			DOOSAN		
	38	Rated Output / r.p.m	kw	35.3/2260			43/2300			48.2/2600		
	39	Rated Torque / r.p.m	N.m	177/1700			177.6-196.3/1700			214/1600		
	40	No. of Cylinder		4								
	41	Bore x Stroke	mm	94x120			98x110			90x94		
	42	Displacement	cc	3.331			3.319			2.392		
	43	Fuel Tank Capacity	L	55								
	44	Transmission Type		HYDRAULIC								
	45	Transmission Stage (FWD/RVS)		2/1								
	46	Operating Pressure (For Attachments)	Mpa	20								

Specifications and characteristics are subject to change without notice.

MAST SPECIFICATIONS & RATED CAPACITIES

Mast Type	Mast Name	Max Fork Height (mm)	Load Capacity (kg)		Overall Height (mm)						Free Lift (mm)				Tilt Angle (Single)	Weight (kg)		
					Lowered		Extended				Without Backrest		With Backrest					
					2.5T	3.5T	2.5T	3.5T	2.5T	3.5T	2.5T	3.5T	2.5T	3.5T				
Wide View Mast	M300	3000	2500	3500	2235	2330	3675	3840	4130	4320	105	165	105	165	10° / 12°	4280	5300	5450
	M330	3300	2500	3500	2385	2480	3975	4140	4430	4620	105	165	105	165	10° / 12°	4850	5330	5480
	M350	3500	2500	3500	2485	2580	4175	4340	4630	4820	105	165	105	165	10° / 12°	4870	5350	5500
	M370	3700	2500	3500	2585	2680	4375	4540	4830	5020	105	165	105	165	10° / 12°	4880	5360	5510
	M400	4000	2500	3400	2785	2880	4675	4840	5130	5320	105	165	105	165	10° / 12°	4920	5400	5550
	M450	4500	2200	3100	3035	3130	5175	5340	5630	5820	105	165	105	165	10° / 12°	5015	5495	5645
3-Stage Full Free Wide View Mast	TFM400	4000	2500	3400	2080	2210	4767	4845	5222	5232	1345	1394	890	1010	10° / 12°	5095	5575	5725
	TFM435	4350	2400	3000	2205	2335	5115	5205	5570	5590	1470	1519	1015	1135	10° / 12°	5135	5615	5765
	TFM470	4700	2100	2800	2320	2450	5455	5545	5910	5930	1585	1634	1130	1250	10° / 12°	5170	5650	5800
	TFM500	5000	1900	2600	2455	2585	5765	5855	6220	6240	1720	1769	1265	1385	6° / 6°	5205	5685	5835
	TFM550	5500	1500	2300	2620	2750	6265	6350	6720	6735	1885	1934	1430	1550	6° / 6°	5250	5730	5880
	TFM600	6000	1200	1900	2805	2935	6765	6855	7220	7240	2070	2119	1615	1735	6° / 6°	5305	5785	5935

With side shifter, load capacity subtract 200kg.



N
series

COMFORT & ERGONOMICS



Super Visibility

Wide view mast ensures super visibility.



Rear hand rail with horn

Forklifts often reverse at work, this rear hand rail with horn will make reversing safer.



Suspension OHG

Tough and suspension OHG protect the operator and reduce the vibration.



Large Steering Angle

The large steering angle (small turning radius) and compact structure design make the forklift could work well even if in space restricted area.



Ergonomics Operation

The adjustable seat and steering wheel, as well as the ergonomic operating lever, are designed for comfortable operation.



Easy Maintenance

Nearly 90-degree engine hood makes daily maintenance easier, all parts can be reached quickly.

PRODUCTIVITY & MANEUVERABILITY



High Ground Clearance

4WD-High ground clearance up to 300mm.



Stage V/ Tire4F Engine

Several durable and powerful engines are available for it, including the Euro & US market




Differential lock

4WD RTF has 45% differential lock in both front and rear axle, so it works well in slippery or muddy area.



Strong Gradeability

The Gradeability of 4WD is up to 60%, which makes it easy to work on big slopes.



2WD/4WD Switch

The 4WD mode is particularly suitable for tough areas, and it can be switched to 2WD mode if 4WD is unnecessary, which saves energy and extends the life of the transmission.



Special Tires

Large size deep pattern off-road vacuum tire with excellent off-road capability and shock absorption performance.

HIRE

SALES

SERVICE

LEASE

TRANSPORT



WHY CHOOSE US?

- ✓ *Approaching 40 years experience*
- ✓ *Abundant various parts in stock*
- ✓ *Highly acknowledged for innovative design*
- ✓ *High efficiency and reliable quality*
- ✓ *Ergonomic design and humanistic service*
- ✓ *Quick after-sales service*
- ✓ *Customer orientation*

